

# Three Boxes

**RULES:** Practical Shooting Handbook, Latest Edition **COURSE DESIGNER:** Kyle Narkum


**START POSITION:** Feet in any box, handgun is loaded and holstered per 8.1.1, 8.1.2 PCC held with stock touching belt

### STAGE PROCEDURE

On signal engage targets as they become visible from within fault lines.

### SCORING

**SCORING:** Comstock, 12 rounds , 60 points  
**TARGETS:** 6 IPSC,  
**SCORED HITS:** Best 2 per IPSC, steel down = 1A  
**START-STOP:** Audible - Last shot  
**PENALTIES:** Procedural. -10  
No-shoot hit. -10  
Miss. -10



**Set up notes:**

**RO Notes:**

# Round the corners

**RULES:** Practical Shooting Handbook, Latest Edition **COURSE DESIGNER:** Joe Moran

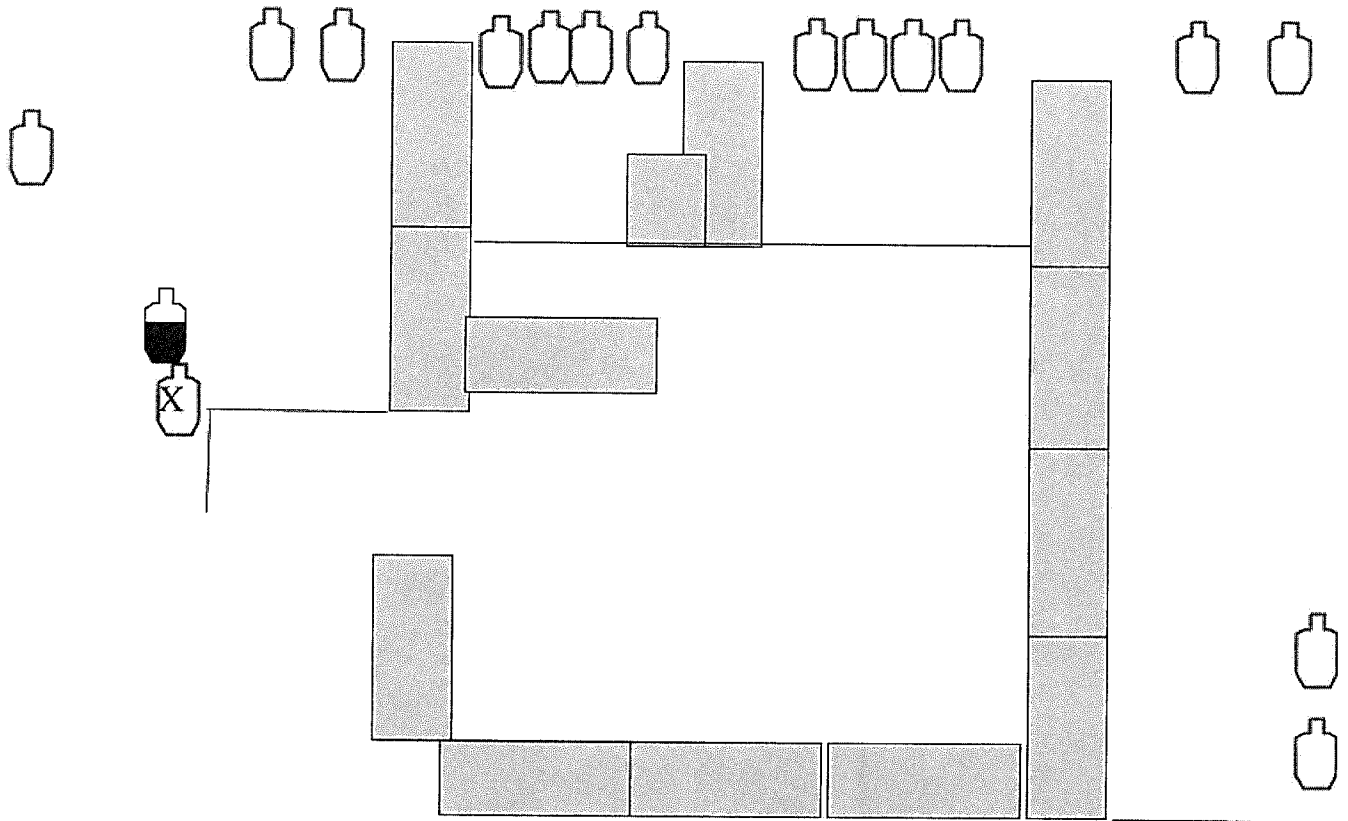
**START POSITION:** Feet on XX, handgun is loader and holstered per 8.1.1, 8.1.2

### STAGE PROCEDURE

On signal engage targets as they become visible from within fault lines.

### SCORING

**SCORING:** Comstock, 32 rounds , 160 points  
**TARGETS:** 16 IPSC, PP, USP  
**SCORED HITS:** Best 2 per IPSC, steel down = 1A  
**START-STOP:** Audible - Last shot  
**PENALTIES:** Procedural. -10  
No-shoot hit. -10  
Miss. -10



XX

Set up notes:

RO Notes:

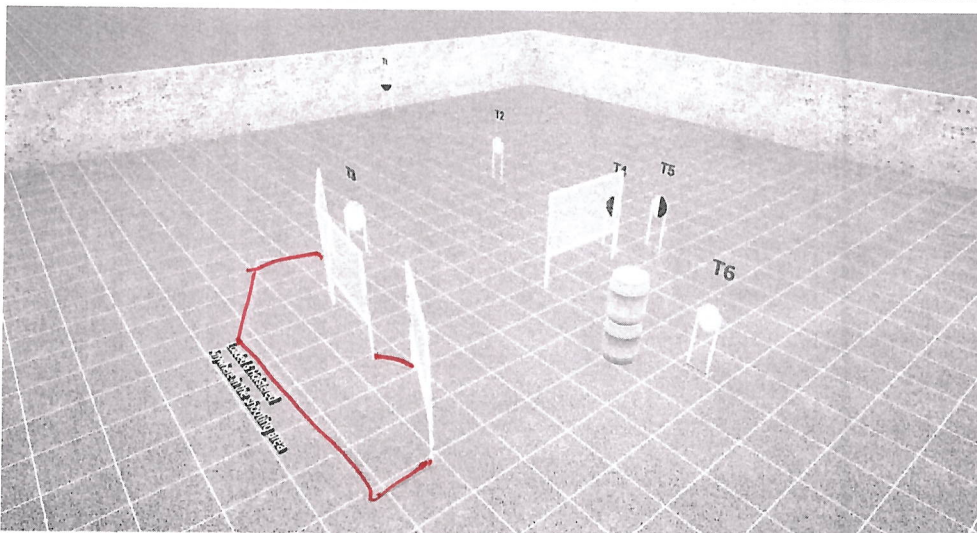
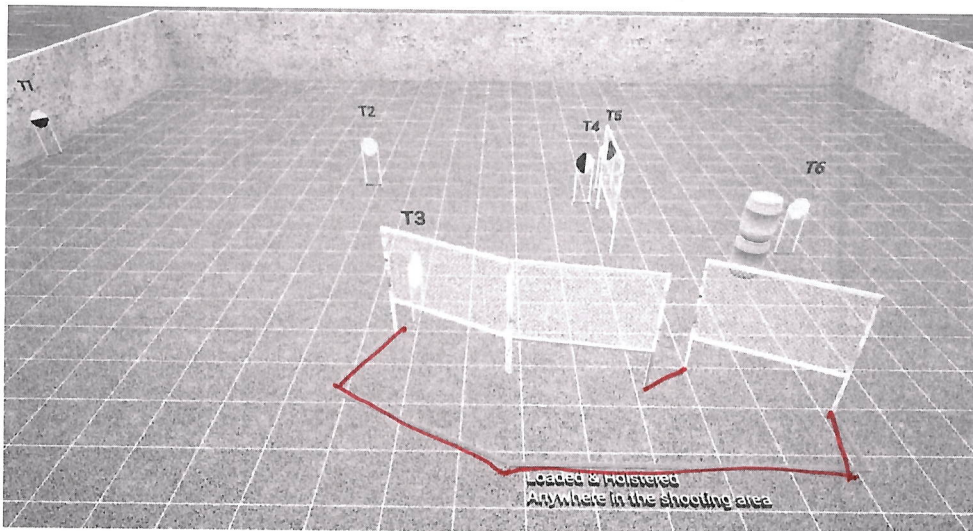
## WRITTEN STAGE BRIEFING

Welcome to stage 464\_Canadian\_040, My name is <name> and I am the CRO/RO for this stage.

464\_Canadian\_040 is a 12 round, 60 point, COMSTOCK Short course. There are 6 IPSC targets. The best 2 hits per cardboard target will score.

The start position is standing anywhere in the shooting area, facing down range with wrists below belt. Handgun is loaded and holstered. PCC start position is option1, stock on belt, safety on, muzzle pointing downrange.

Procedure is on the audible start signal, engage all targets from within the shooting area.



# Racks Poppers Bill Drill

**RULES:** Practical Shooting Handbook, Latest Edition **COURSE DESIGNER:** Joe Moran

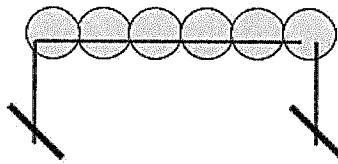

**START POSITION:** Feet in any box, handgun is loaded and holstered per 8.1.1, 8.1.2 PCC held with stock touching belt

## STAGE PROCEDURE

On signal engage targets as they become visible from within fault lines. PP must be shot from Box A, Plates from Box B, Bill Drill From Box C

## SCORING

**SCORING:** Comstock, 18 rounds , 90 points  
**TARGETS:** 1 IPSC, 12 PP,  
**SCORED HITS:** Best 6 per IPSC, steel down = 1A  
**START-STOP:** Audible - Last shot  
**PENALTIES:** Procedural. -10  
 No-shoot hit. -10  
 Miss. -10




X6



A



B



C

Set up notes:

RO Notes:

# 25-02

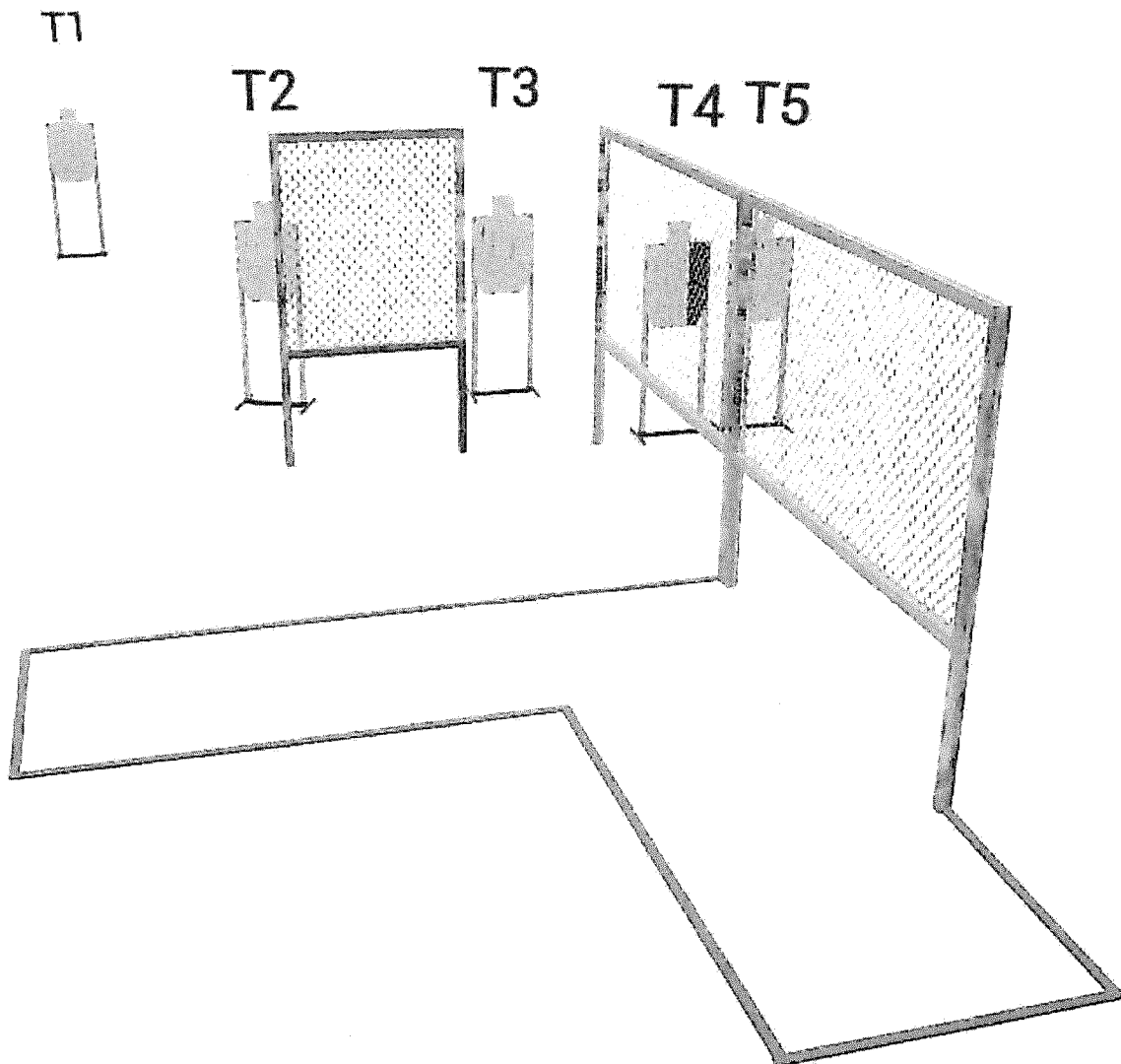
# Look at Me I am the Captain Now

RULES: USPSA Handgun Competition Rules

COURSE DESIGNER: Tim Dunderi

## Stage Procedure

- SCORING:** Comstock, 10 rounds, 50 points  
**TARGETS:** 5 USPSA Targets  
**SCORED HITS:** Best 2 per USPSA Target  
**START-STOP:** Audible - Last Shot  
**START POSITION:** The **Handgun Start Position** is standing anywhere inside of the shooting area, wrists below belt. Handgun is loaded and holstered.  
The **PCC Start Position** is standing anywhere inside of the shooting area. Carbine is loaded with stock on belt.  
The **Make Ready** position is at the same location as the Start Position.  
**PROCEDURE:** Upon the start signal, engage the targets from within the shooting area.



Build Diagram

